

DESCRIPTION

- ❖ The system detects a license plate and takes its snapshot. Further it optically converts the image into digital number and stores into the database.
- ❖ It maintains a log whenever a license plate is detected.
- ❖ License Plate Recognition also compares the detected license plate against any defined database to allow/prohibit entry of a vehicle.
- ❖ As soon as a license plate is detected it sends notifications in the form of SMS, Email, audio, video pop up, alarm etc.
- ❖ This software can be integrated to any third party boom barrier to automate entry of vehicles.



BENEFITS



Higher Security
by preventing
unauthorized access



Prevent Fights
by identifying
parking in wrong spot







Quick Investigation
with pictorial
reports



Reduce Manpower Cost
by automating
parking

PICTORIAL REPORTS

License Plate Recognized			
01/04/2016 00:00:00 - 30/04/2016 23:59:59			
Source	Occurred On	Message	Image
SATATYA HVR1624P-Cam4	28/04/2016 11:36:41	License Plate Number: JH 01 AO 2272 detected on SATATYA HVR1624P-Cam4	
SATATYA HVR1624P-Cam4	28/04/2016 11:39:09	License Plate Number: JH 01 AL 0991 detected on SATATYA HVR1624P-Cam4	
SATATYA HVR1624P-Cam4	28/04/2016 11:43:02	License Plate Number: JH 01 AK 7586 detected on SATATYA HVR1624P-Cam4	
SATATYA HVR1624P-Cam4	28/04/2016 11:45:27	License Plate Number: JH 01 I 7979 detected on SATATYA HVR1624P-Cam4	

APPLICATIONS

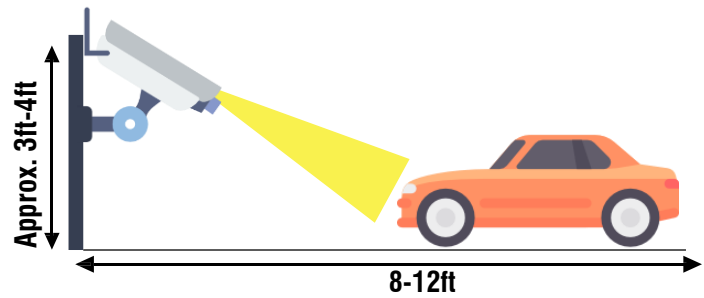
License Plate Recognition can be used in residential buildings, retail showrooms, manufacturing units as well as big corporates who have a dedicated parking space and require automation of vehicles entering and leaving the premise.

For E.g. A corporate MNC has a huge parking lot for employees. They do not want any visitor to park in the employee parking area. So for this they would have to keep a dedicated security guard who manually checks whether each vehicle entering is of an employee or visitor. This process is tiring, costly and time consuming as well as has chances of manual error. With Matrix License Plate Recognition Software, this entire process can be automated. A boom barrier can be integrated with Video Surveillance and as soon as a vehicle enters, the camera will take a snapshot of the number plate and try to match it with the number saved in its database. The boom barrier for employee parking opens if the number plate is matched as in the database. If the number plate does not match, the system identifies it as a visitor's vehicle and hence can be guided to park in a different spot.

CAMERA INSTALLATION



- ❖ Camera height should be between 3ft to 4ft for better field of view (To capture only vehicle number).
- ❖ Camera distance from the vehicle should be maximum 8 to 12ft. It is also depends upon the resolution of the camera and the focal length of the camera (For reference 2MP Varifocal (2.8 to 12mm) camera installed at 3.5ft height can be used to detect the vehicle number plate from the distance of 8 to 10ft).
- ❖ Camera should be mounted in such a way that the license plate comes with the straight angle. For better results text in license plates should be horizontally aligned.
- ❖ License plate characters should be taller than 22 pixels in the captured image.
- ❖ 18% width of the selected area should be covered by License plate - (Select the appropriate area of the view - not wide view recommended due to night time detection)



CAMERA TYPE



- ❖ Varifocal camera is suggested for better performance.
- ❖ Field of view should be narrow. As we need to focus only on license plate.
- ❖ Vehicle speed depends on the shutter speed of the camera (FPS of the camera).
- ❖ With the help of High shutter speed, we can detect the license plate of the vehicle having high speed and we can reduce the effect of blurred image (On 25FPS, we can detect the license plate of the vehicle having speed up to approx. 10 to 12kmph).
- ❖ For detection during Night time, HLC camera can be used to overcome the brightness due to headlights.

OTHER REQUIREMENTS



- ❖ Only standard Number plate will be detected successfully.
- ❖ Numbers written in license plate should be visible clearly.
- ❖ For e.g. Indian Standard license plate issued after June, 2005 in India as shown in the right.
- ❖ Diplomatic, non-standard and military vehicle license plate will not be detected as shown in the right.



SUPPORTED COUNTRIES

- | | | | | | | |
|--------------|--------------|------------------|------------|---------------|------------------|-------------|
| ❖ Algeria | ❖ Cambodia | ❖ Czech Republic | ❖ Honduras | ❖ Latvia | ❖ Singapore | ❖ Ukraine |
| ❖ Argentina | ❖ Canada | ❖ Denmark | ❖ Hungary | ❖ Malaysia | ❖ Slovakia | ❖ Uruguay |
| ❖ Australia | ❖ Cape Verde | ❖ Ecuador | ❖ Iceland | ❖ Namibia | ❖ Slovenia | ❖ Venezuela |
| ❖ Azerbaijan | ❖ Chile | ❖ El Salvador | ❖ India | ❖ Netherlands | ❖ South Africa | ❖ Vietnam |
| ❖ Belgium | ❖ Colombia | ❖ Estonia | ❖ Ireland | ❖ Norway | ❖ Spain | |
| ❖ Bolivia | ❖ Costa Rica | ❖ France | ❖ Israel | ❖ Peru | ❖ Sweden | |
| ❖ Botswana | ❖ Croatia | ❖ Germany | ❖ Italy | ❖ Poland | ❖ Switzerland | |
| ❖ Brazil | ❖ Cuba | ❖ Greece | ❖ Jordan | ❖ Portugal | ❖ Turkey | |
| ❖ Bulgaria | ❖ Cyprus | ❖ Guatemala | ❖ Kenya | ❖ Romania | ❖ United Kingdom | |

For more information:

Contact us at: +91 93744 74302

E-mail: More@MatrixComSec.com

Website: www.MatrixSecuSol.com

For Similar Updates:

Follow us, Watch us, Like us

